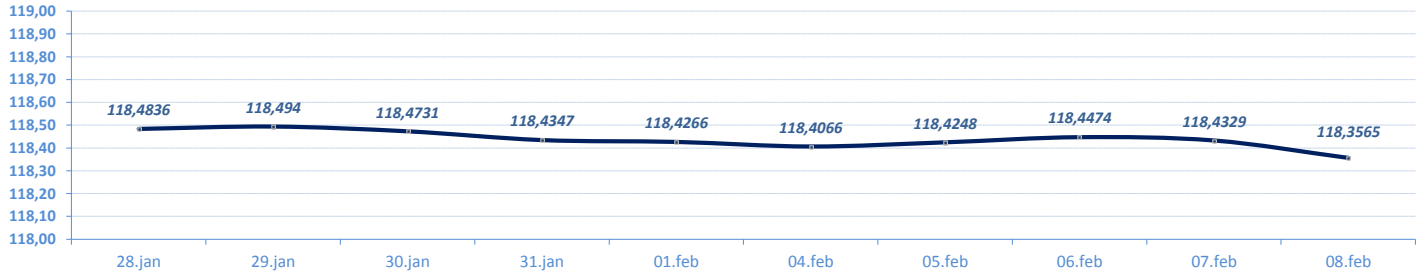


VESTI / NEWS

- **SREDNJI KURS EUR/RSD**: Dinar ojačao u odnosu na evro za 0,0764 dinara, srednji kurs **118,3565**. Obim međubankarske trgovine evrom na dan 7. februar do 12:30h iznosio je 31,8 miliona evra. NBS nije intervenisala na međubankarskom tržištu (od početka godine ukupno prodala 130 miliona evra).
- **BEOGRADSKA BERZA**: Indeksi zabeležili rast vrednosti, **BELEX15** viši za **0,39 odsto**, **BELEXline** za **0,09odsto**. Promet **manji** u odnosu na prethodni dan, na regulisanom tržištu najviše trgovano akcijama Komercijalne banke, Aerodroma Nikola Tesla, NIS-a i Fintel-a.

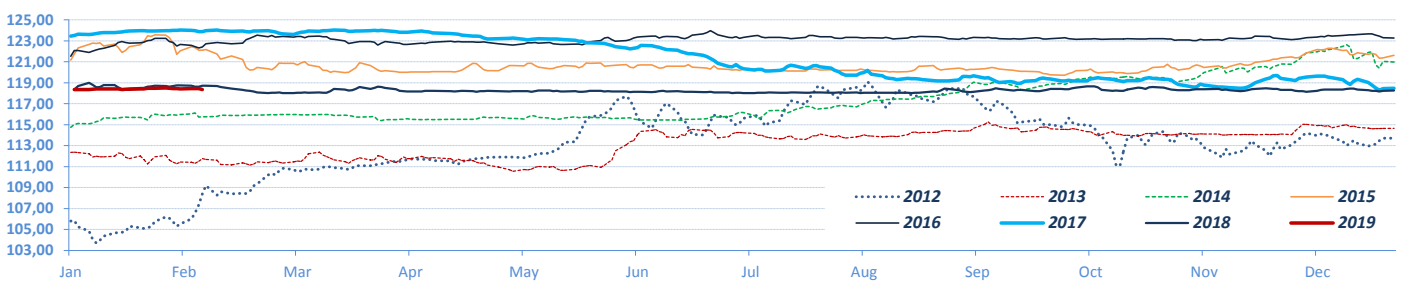
DEVIZNO TRŽIŠTE / FX MARKET

EUR / RSD (Srednji kurs / Official Middle Rate) ► 10 dana / 10 days

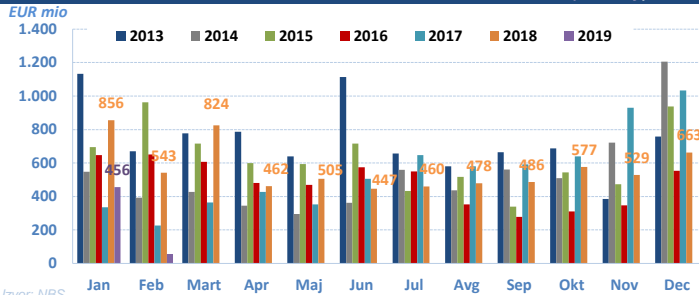


Izvor/Source: NBS

EUR / RSD (Srednji kurs/ Official middle rate) ► Jan -

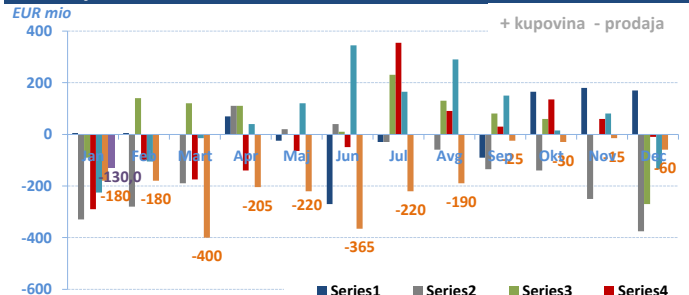


Promet na međubankarskom tržištu / Volumes on FX Interbank market (eur only)

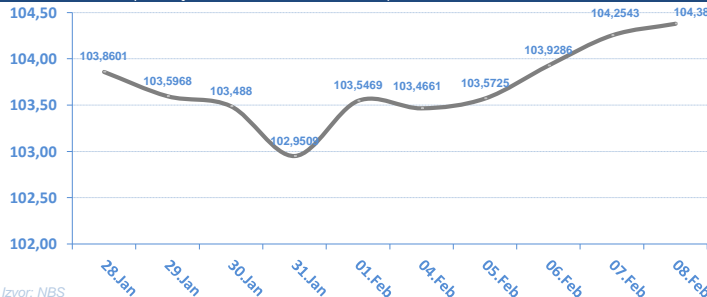


Izvor: NBS

Intervencije NBS na deviznom tržištu / NBS Interventions on FX interbank market

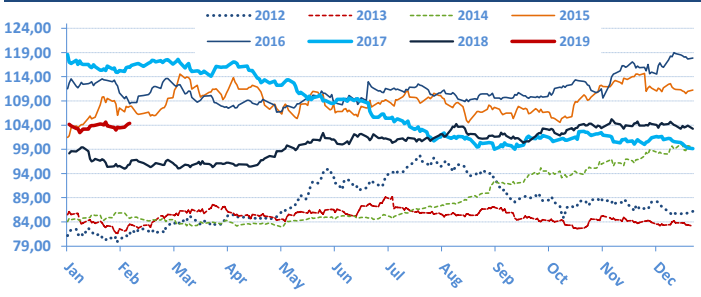


USD / RSD (Srednji kurs / Official middle rate) ► 10 dana / 10 days



Izvor: NBS

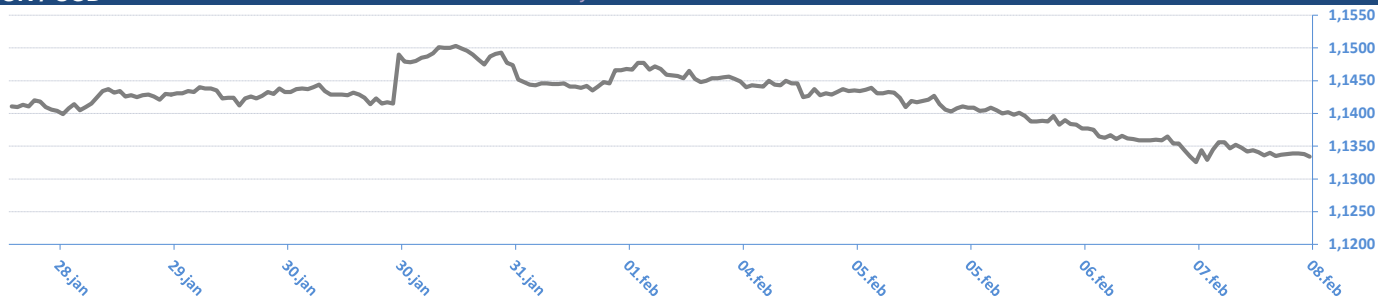
► Jan -



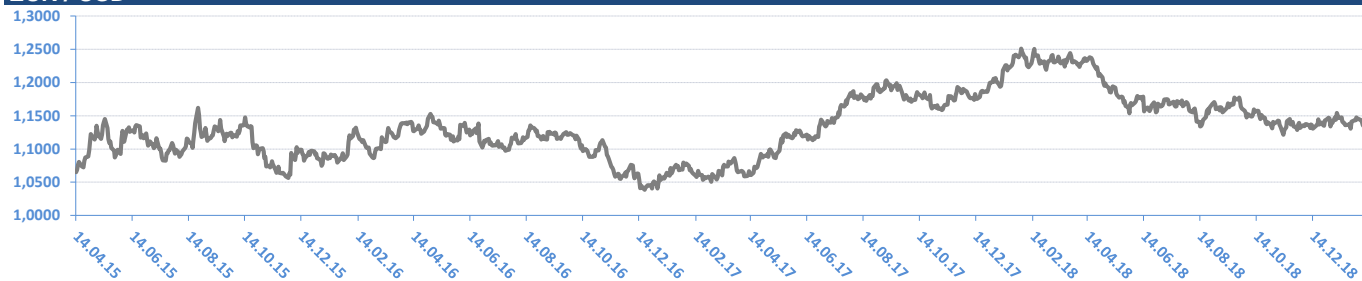
Monthly change	EUR/RSD	%	USD/RSD	%	Yearly change	EUR/RSD	%	USD/RSD	%
01.02.19	118,4266	0,07%	103,5469	-0,61%	08.02.19	118,3565	0,01%	104,3800	6,36%
03.01.19	118,3439	0,10%	104,1851	0,14%	03.01.19	118,3439	0,00%	104,1851	6,16%
03.12.18	118,2313	-0,06%	104,0402	-0,27%	03.01.18	118,3431	-4,14%	98,1367	-17,25%
01.11.18	118,2984	-0,07%	104,3196	2,19%	04.01.17	123,4512	1,59%	118,6004	6,34%
01.10.18	118,3868	0,19%	102,0840	0,29%	04.01.16	121,5145	0,30%	111,5324	9,90%
03.09.18	118,1567	0,08%	101,7890	0,71%	05.01.15	121,1543	5,58%	101,4863	20,72%
01.08.18	118,0618	0,04%	101,0717	-0,27%	03.01.14	114,7559	2,14%	84,0641	-1,67%
02.07.18	118,0142	-0,12%	101,3432	0,06%	03.01.13	112,3495	6,20%	85,4889	5,32%
01.06.18	118,1616	-0,02%	101,2785	2,74%	04.01.12	105,7880	-0,21%	81,1693	2,16%
03.05.18	118,1901	-0,04%	98,5821	-1,41%	04.01.11	106,0156	10,47%	79,4541	18,48%
02.04.18	118,2345	0,18%	99,9937	3,28%	04.01.10	95,9679	7,17%	67,0635	4,25%
01.03.18	118,0237	-0,62%	96,8201	1,28%	05.01.09	89,5436	12,27%	64,3273	18,68%
01.02.18	118,7554		95,6009		03.01.08	79,7577		54,2016	

EUR / USD

► 10 dana / 10 days



EUR / USD



EUR / CHF

► 10 dana / 10 days



EUR / CHF



Izvor / Source: Reuters

08.02.2019 08:45:59

EUR / XX

Valutni par / CCY pair	Kupovni/BID	Prodajni/ASK
EUR/USD	1,1334	1,1335
EUR/JPY	124,3600	124,4000
EUR/GBP	0,8759	0,8763
EUR/CHF	1,1353	1,1358
EUR/DKK	7,4640	7,4645
EUR/NOK	9,7424	9,7474
EUR/SEK	10,4998	10,5053
EUR/CAD	1,5092	1,5097
EUR/AUD	1,5999	1,6002
EUR/HUF	318,5500	318,8500
EUR/CZK	25,7800	25,7850
EUR/PLN	4,3038	4,3073
EUR/HRK	7,4060	7,4090
EUR/RUB	74,8628	74,8881
EUR/NZD	1,6771	1,6773

USD / XX

Valutni par / CCY pair	Kupovni/BID	Prodajni/ASK
USD/EUR	0,8821	0,8821
USD/JPY	109,7200	109,7400
USD/GBP	0,7729	0,7731
USD/CHF	1,0017	1,0021
USD/DKK	6,5847	6,5857
USD/NOK	8,5947	8,5997
USD/SEK	9,2647	9,2677
USD/CAD	1,3313	1,3317
USD/AUD	1,4116	1,4120
USD/HUF	281,1000	281,2500
USD/CZK	22,7340	22,7600
USD/SKK	21,5460	21,6000
USD/PLN	3,7980	3,7989
USD/HRK	6,5340	6,5384
USD/RUB	66,0555	66,0685
USD/NZD	1,4791	1,4802

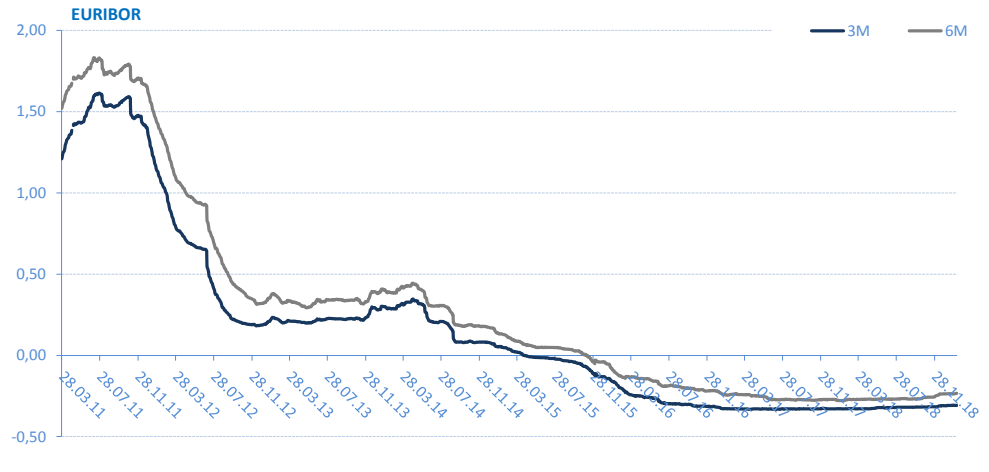
* Međunarodno devizno međubankarsko tržište / International FX Interbank Market

Izvor / Source: Reuters

EURIBOR

SW	-0,373
1M	-0,369
3M	-0,308
6M	-0,233
1Y	-0,108

* Izvor: Reuters; Objavljeno prethodnog radnog dana



Kamatne stope Centralnih Banaka

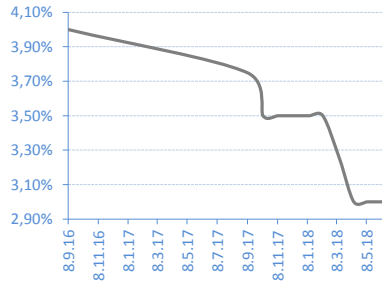
Interest rates of Central banks

CB	Kamatna stopa/Interest rate
USD	2,50
EUR	0,00
GBP	0,75
CAD	1,75
AUD	1,50
JPY	0,10

* Izvor: Reuters; Objavljeno prethodnog radnog dana

REFERENTNA KAMATNA STOPA NBS / NBS Key Policy Rates

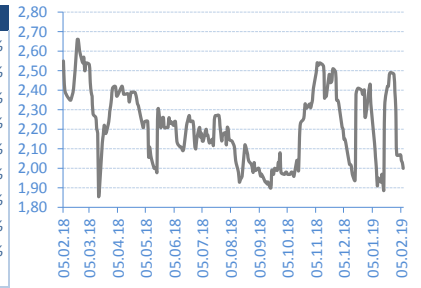
Date	Rate	Change (%)
08.06.18	3,00%	0,00%
10.05.18	3,00%	0,00%
12.04.18	3,00%	-7,69%
14.03.18	3,25%	-7,14%
08.02.18	3,50%	0,00%
11.01.18	3,50%	0,00%
07.12.17	3,50%	0,00%
09.11.17	3,50%	0,00%
09.10.17	3,50%	-6,67%
07.09.17	3,75%	



* Izvor/ Source : NBS

BEONIA

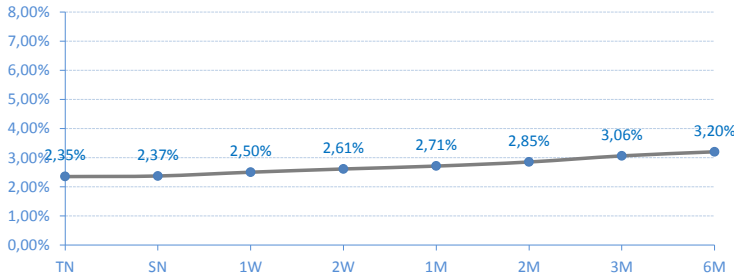
Date	Rate	Change (%)
07.02.19	2,00%	-1,48%
06.02.19	2,03%	-0,49%
05.02.19	2,04%	-1,45%
04.02.19	2,07%	0,00%
31.01.19	2,07%	-10,00%
30.01.19	2,30%	-3,77%
29.01.19	2,39%	-3,63%
28.01.19	2,48%	-0,40%
25.01.19	2,49%	0,00%
24.01.19	2,49%	



* Izvor/ Source : Reuters; Objavljeno prethodnog radnog dana / Published on previous working day

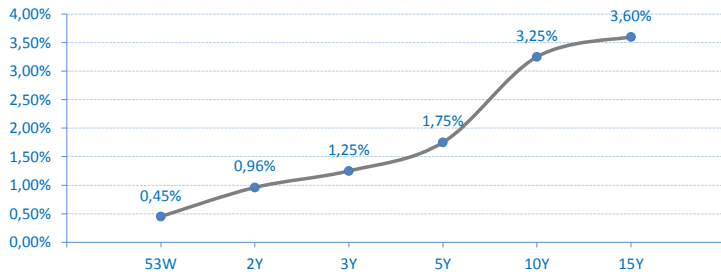
Kamatne stope/Prinos na tržištu / Market Interest Rates

Belibor



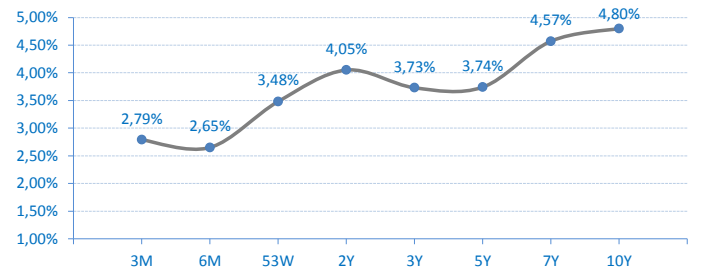
Državne HOV Republike Srbije u Evrima - prinosi sa poslednje aukcije

Government bonds (EUR) of Republic of Serbia - yield on last primary auction



Državne HOV Republike Srbije u Dinarima - prinosi sa poslednje aukcije

Government bonds (RSD) of Republic of Serbia - yield on last primary auction



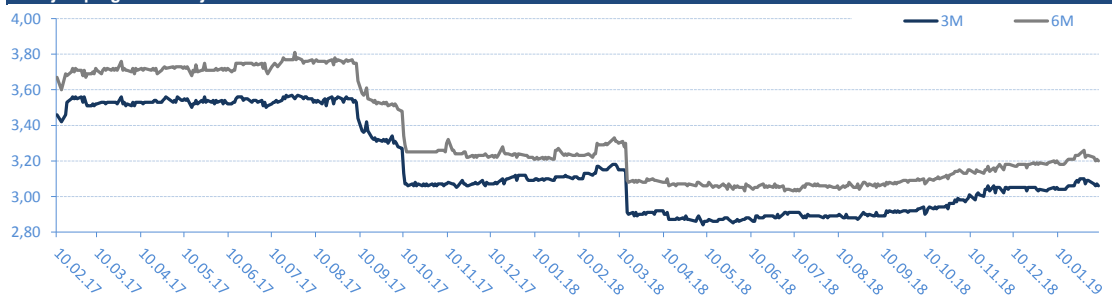
BELIBOR

Trenutne stope / Current rates

TN	2,35%
SN	2,37%
1W	2,50%
2W	2,61%
1M	2,71%
2M	2,85%
3M	3,06%
6M	3,20%

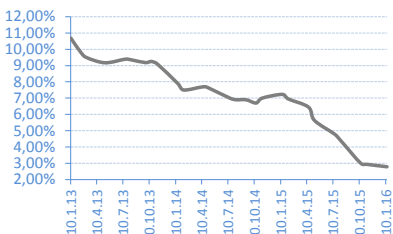
* Izvor/ Source : Reuters; Objavljeno prethodnog radnog dana / Published on previous working day

Istorijski pregled kretanja 6M i 3M Belibor-a / Historical overview of 6M and 3M Belibor rates



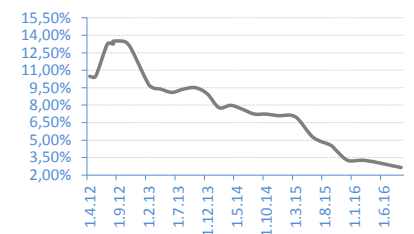
T-BILLS 3M - RSD

Date	Rate	Realisation
14.01.16	2,79%	100,00%
05.11.15	2,94%	100,00%
15.10.15	3,00%	92,18%
06.08.15	4,40%	96,26%
16.07.15	4,79%	98,47%
07.05.15	5,63%	92,92%
16.04.15	6,45%	100,00%
05.02.15	6,95%	45,05%



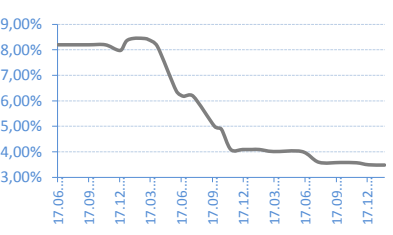
T-BILLS 6M - RSD

Date	Rate	Realisation
01.09.16	2,65%	23,03%
03.03.16	3,25%	96,46%
03.12.15	3,25%	97,22%
08.10.15	4,09%	100,00%
03.09.15	4,57%	87,90%
04.06.15	5,25%	93,30%
05.03.15	7,00%	21,33%
04.12.14	7,10%	100,00%



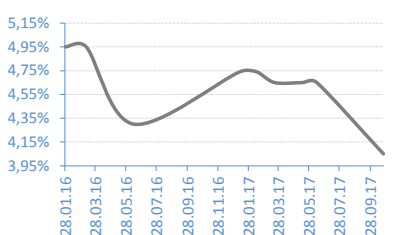
T-BILLS 53W - RSD

Date	Rate	Realisation
06.02.17	3,48%	17,91%
21.12.16	3,49%	32,22%
15.11.16	3,57%	45,64%
28.09.16	3,58%	52,92%
27.07.16	3,59%	49,07%
07.06.16	4,01%	78,06%
15.03.16	4,01%	16,73%
02.02.16	4,09%	63,42%



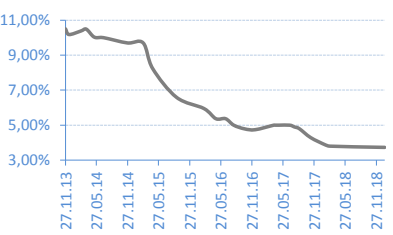
G-BONDS 2Y - RSD

Date	Rate	Realisation
24.10.17	4,05%	116,30%
13.06.17	4,65%	51,56%
16.05.17	4,65%	43,95%
21.03.17	4,65%	100,00%
13.02.17	4,74%	78,80%
10.01.17	4,74%	23,25%
13.06.16	4,30%	95,67%
10.03.16	4,95%	56,41%



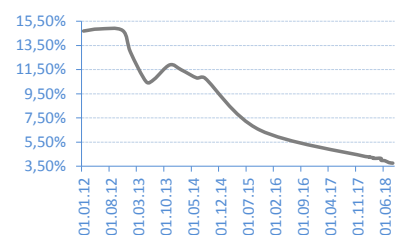
G-BONDS 3Y - RSD

Date	Rate	Realisation
15.01.19	3,73%	60,94%
28.02.18	3,80%	100,00%
30.01.18	3,88%	34,77%
06.11.17	4,29%	97,97%
31.08.17	4,80%	100,00%
02.08.17	4,90%	81,63%
06.07.17	5,00%	50,54%
04.05.17	5,00%	39,44%



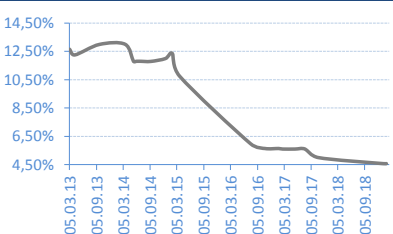
G-BONDS 5Y - RSD

Date	Rate	Realisation
11.09.18	3,74%	98,60%
14.08.18	3,75%	65,62%
17.07.18	3,80%	40,58%
05.06.18	3,95%	35,67%
22.05.18	3,99%	26,18%
08.05.18	4,15%	97,00%
24.04.18	4,15%	52,31%
10.04.18	4,15%	32,63%



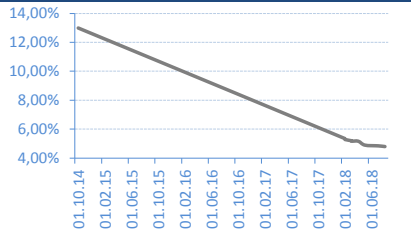
G-BONDS 7Y - RSD

Date	Rate	Realisation
30.01.19	4,57%	30,41%
09.01.19	4,57%	52,59%
23.10.17	5,00%	100,00%
25.07.17	5,60%	37,14%
17.05.17	5,60%	43,41%
23.02.17	5,60%	22,35%
26.01.17	5,64%	37,50%
25.10.16	5,64%	93,74%



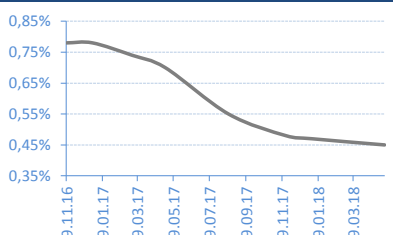
G-BONDS 10Y - RSD

Date	Rate	Realisation
07.08.18	4,80%	26,87%
10.07.18	4,85%	36,97%
15.05.18	4,90%	96,72%
03.04.18	5,17%	26,55%
20.03.18	5,17%	83,61%
06.03.18	5,20%	203,57%



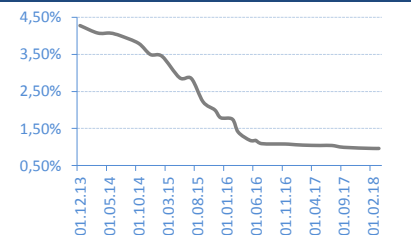
T-BILLS 53W - EUR

Date	Rate	Realisation
21.05.18	0,45%	100,00%
18.01.18	0,47%	98,00%
05.12.17	0,48%	100,00%
30.08.17	0,55%	50,00%
15.05.17	0,70%	91,30%
20.03.17	0,74%	60,00%
12.01.17	0,78%	46,20%
29.11.16	0,78%	100,00%



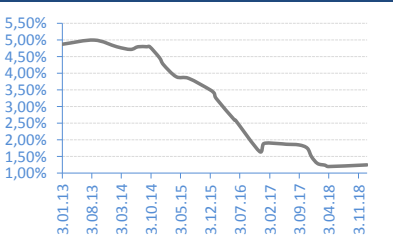
G-BONDS 2Y - EUR

Date	Rate	Realisation
22.03.18	0,96%	25,62%
01.02.18	0,96%	52,00%
14.09.17	0,99%	53,60%
12.07.17	1,04%	16,80%
23.05.17	1,04%	99,00%
14.02.17	1,05%	95,35%
06.12.16	1,07%	66,00%
04.11.16	1,08%	23,00%



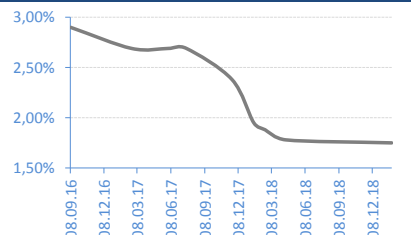
G-BONDS 3Y - EUR

Date	Rate	Realisation
23.01.19	1,25%	32,10%
20.04.18	1,20%	35,96%
28.03.18	1,24%	99,29%
02.02.18	1,29%	100,00%
21.12.17	1,49%	100,00%
20.11.17	1,75%	49,70%
21.09.17	1,85%	100,00%
21.06.17	1,87%	63,17%



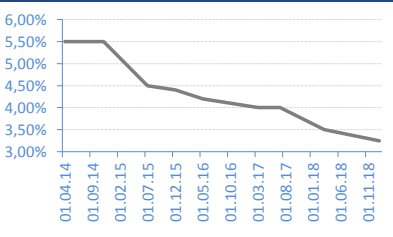
G-BONDS 5Y - EUR

Date	Rate	Realisation
29.01.19	1,75%	41,25%
16.04.18	1,78%	52,41%
19.02.18	1,88%	79,99%
19.01.18	1,95%	80,28%
21.11.17	2,38%	100,00%
20.07.17	2,69%	100,00%
31.05.17	2,69%	100,00%
21.02.17	2,69%	98,40%



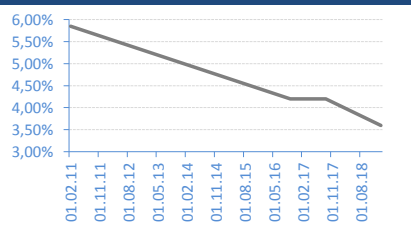
G-BONDS 10Y - EUR

Date	Rate	Realisation
16.01.19	3,25%	139,40%
26.03.18	3,50%	86,85%
13.07.17	4,00%	42,95%
15.03.17	4,00%	65,60%
25.05.16	4,20%	96,00%
04.12.15	4,40%	100,00%
28.07.15	4,50%	76,77%
19.11.14	5,50%	100,00%



G-BONDS 15Y - EUR

Date	Rate	Realisation
06.02.19	3,60%	100,00%
06.09.17	4,20%	70,13%
19.10.16	4,20%	100,00%



AKCIJE / Shares - REGULISANO TRŽIŠTE / REGULATED MARKET

Najtrgovanije HOV / Most Active

	Symbol	Closing price	% Change	Open	Max	Min	No of Trades	Volume	Volume RSD
Komercijalna banka a.d. Beograd	KMBN	2.340	1,74%	2.330	2.350	2.330	8	689	1.611.955
Aerodrom Nikola Tesla a.d. Beograd	AERO	1.099	0,00%	1.000	1.100	1.000	56	1.000	1.099.377
NIS a.d. Novi Sad	NIIS	680	0,00%	680	682	680	70	1.220	829.935
Fintel energija a.d. , Beograd	FINT	520	1,96%	520	520	520	2	1.348	700.960
Komercijalna banka a.d. Beograd	KMBNPB	870	-3,33%	870	870	870	2	107	93.090

Dobitnici / Gainers

	Symbol	Closing price	% Change	Open	Max	Min	No of Trades	Volume	Volume RSD
Lasta a.d. Beograd	LSTA	559	5,47%	550	559	550	7	127	69.947
Fintel energija a.d. , Beograd	FINT	520	1,96%	520	520	520	2	1.348	700.960
Komercijalna banka a.d. Beograd	KMBN	2.340	1,74%	2.330	2.350	2.330	8	689	1.611.955

Gubitnici / Decliners

	Symbol	Closing price	% Change	Open	Max	Min	No of Trades	Volume	Volume RSD
Energoprojekt Entel a.d. Beograd	EPEN	12.000	-7,69%	12.000	12.000	12.000	1	1	12.000
Komercijalna banka a.d. Beograd	KMBNPB	870	-3,33%	870	870	870	2	107	93.090
Philip Morris Operations a.d. Nis	DINNPB	3.250	-1,49%	3.250	3.250	3.250	2	13	42.250

AKCIJE / SHARES - MTP

Najtrgovanije HOV / Most Active

	Symbol	Closing price	% Change	Bid (Volume)	Ask (Volume)	No of Trades	Volume	Volume RSD
STUP Vrsac a.d. Vrsac	STUP	5.600	-0,88%	843	353	6	350	1.960.000
Luka Leget a.d. Sremska Mitrovica	LKLG	600	29,59%	445	1921	3	445	267.000
Centroprojekt arhitektura inst. i konst. a.d. Beograd	CERO	1.100	-12,00%	227	360	2	160	176.000
Zitopek a.d. Nis	ZTPK	445	-6,32%	207	606	3	207	92.115
Becejska Pekara a.d. Becej	PMLI	400	0,00%	215	377	3	215	86.000

Dobitnici / Gainers

	Symbol	Closing price	% Change	Bid (Volume)	Ask (Volume)	No of Trades	Volume	Volume RSD
Luka Leget a.d. Sremska Mitrovica	LKLG	600	29,59%	445	1921	3	445	267.000

Gubitnici / Decliners

	Symbol	Closing price	% Change	Bid (Volume)	Ask (Volume)	No of Trades	Volume	Volume RSD
HUP Balkan a.d. Leskovac	HTBL	40	-38,46%	51	120	1	51	2.040
Centroprojekt arhitektura inst. i konst. a.d. Beograd	CERO	1100	-12,00%	227	360	2	160	176.000
Zitopek a.d. Nis	ZTPK	445	-6,32%	207	606	3	207	92.115
STUP Vrsac a.d. Vrsac	STUP	5600	-0,88%	843	353	6	350	1.960.000

Kontakt / Contacts:

Srđan Tomašević

srđjan.tomasevic@erstebank.rs

Trgovanje / Trading

011/220 9116

Aleksandar Zarić

aleksandar.zaric@erstebank.rs

Prodaja / Sales

011/220 9198

Aleksandra Parčetić

aleksandra.parcetic@erstebank.rs

Brokersko poslovanje / Brokerage

011/220 9159

Vladimir Vulević

vladimir.vulevic@erstebank.rs

Podrška i Razvoj / Support and Development

011 / 201 50 50

Nenad Đurović

nenad.djurovic@erstebank.rs

Trgovanje / Trading

011/ 220 9115

Dušan Stević

dusan.stevic@erstebank.rs

Prodaja / Sales

011/220 9118

Danijela Stojanović

danijela.stojanovic@erstebank.rs

Prodaja / Sales

011/ 220 9132

Marija Đorđević

marija.djordjevic@erstebank.rs

Brokersko poslovanje / Brokerage

011/220 9110

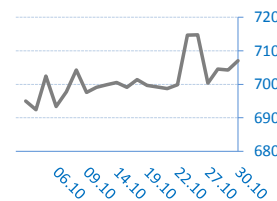
Izveštaj sačinio / Prepared by: Sektor sredstava / Treasury division

Informacije i cene iz ovog pregleda dobijene su iz izvora za koje verujemo da su pouzdani ali ne garantujemo njihovu tačnost i potpunost. Navedene informacije su važeće samo u trenutku njihovog sastavljanja a objavljuju se u čiju opšteg informisanja, pri čemu ne predstavljaju bilo kakav oblik investicionog saveta niti preporuke za investiranje niti na bilo koji način obavezuju Erste Bank ad Novi Sad u pogledu odgovornosti za štetu nastalu upotrebom informacija iz ovog pregleda.

The information and prices in this review are obtained from sources that we believe are reliable, but we do not guarantee their accuracy and completeness. The mentioned information is valid only at the time of their compilation and are published in the general information, whereby they do not represent any form of investment advice or recommendations for investing or in any way obligate Erste Bank ad Novi Sad in respect of liability for damages arising from the use of information referred to in of this review.

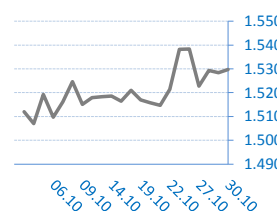
BELEX15

Vrednost / Value	707,01
Promena / Change	2,77
%	0,39%



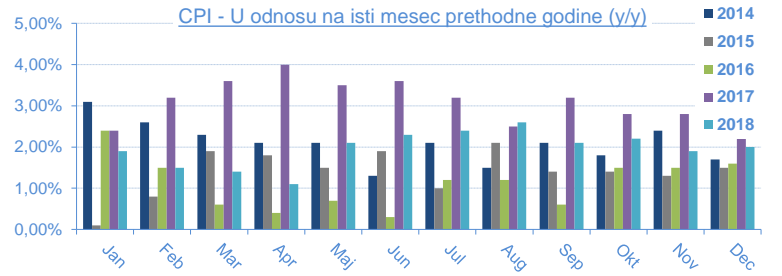
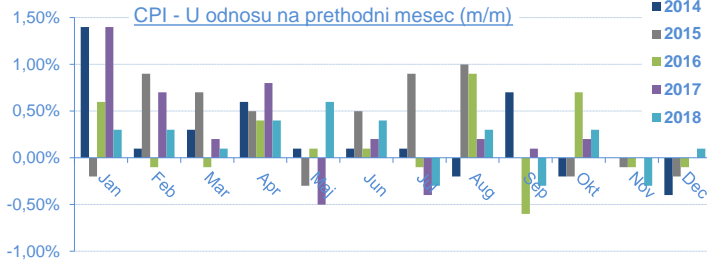
BELEXline

Vrednost / Value	1.529,73
Promena / Change	1,30
%	0,09%



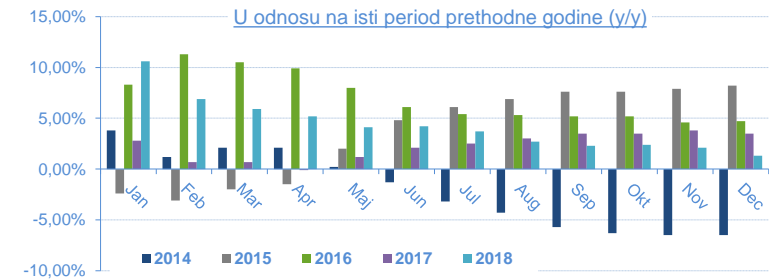
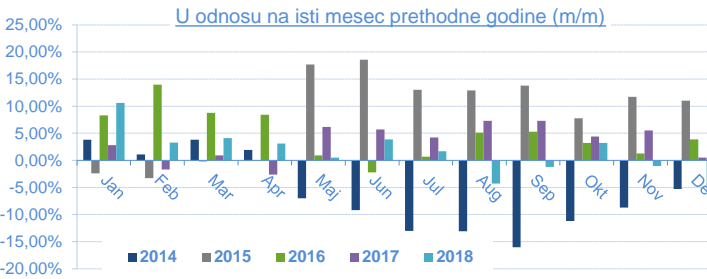
Indeks potrošačkih cena (Consumer Price Index - CPI) / 2018

	Jan	Feb	Mar	Apr	Maj	Jun	Jul	Aug	Sep	Okt	Nov	Dec
U odnosu na prethodni mesec (m/m)	0,30%	0,30%	0,10%	0,40%	0,60%	0,40%	-0,30%	0,30%	-0,30%	0,30%	-0,30%	0,10%
U odnosu na isti mesec 2017. (y/y)	1,90%	1,50%	1,40%	1,10%	2,10%	2,30%	2,40%	2,60%	2,10%	2,20%	1,90%	2,00%
U odnosu na decembar 2017.		0,70%	0,80%	1,20%	1,80%	2,20%	1,90%	2,20%	1,90%	2,20%	1,90%	2,00%
Datum objavljivanja / Published date	23.02.18	12.03.18	12.04.18	11.05.18	12.06.18	12.07.18	13.08.18	12.09.18	12.10.18	13.11.18	12.12.18	11.01.19



INDUSTRIJSKA PROIZVODNJA / Industrial production / 2018

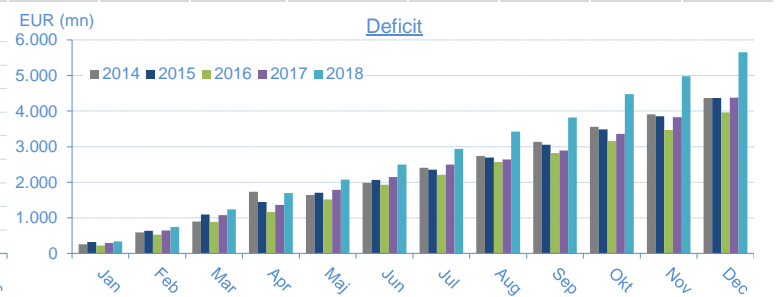
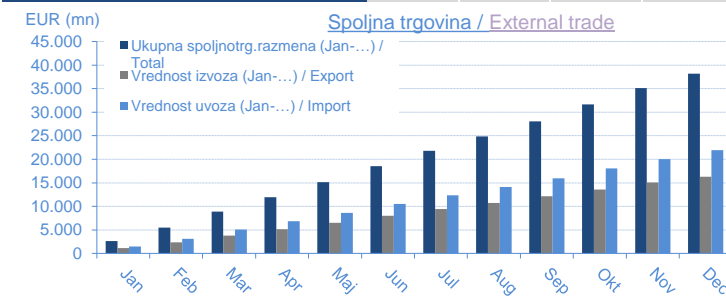
	Jan	Feb	Mar	Apr	Maj	Jun	Jul	Aug	Sep	Okt	Nov	Dec
U odnosu na isti mesec 2017 (m/m)	10,60%	3,30%	4,10%	3,10%	0,50%	3,90%	1,70%	-4,30%	-1,20%	3,20%	-1,00%	-6,30%
U odnosu na isti period 2017 (jan-...) (y/y)	10,60%	6,90%	5,90%	5,20%	4,10%	4,20%	3,70%	2,70%	-1,20%	2,40%	2,10%	1,30%
U odnosu na prosek 2017		-6,00%	6,80%		2,90%	5,60%		3,50%	11,70%	7,60%		
Datum objavljivanja / Published date	28.02.18	30.03.18	30.04.18	31.05.18	29.06.18	31.07.18	31.08.18	28.09.18	31.10.18	30.11.18	28.12.18	31.01.19



SPOLJNOTRGOVINSKA ROBNA RAZMENA / External Trade / 2018

* u eur mln

Mesec/Month	Jan	Feb	Mar	Apr	Maj	Jun	Jul	Aug	Sep	Okt	Nov	Dec
Ukupna spoljnotrg.razmena (Jan-...) / Total	2.623,00	5.483,90	8.885,60	11.950,40	15.143,60	18.560,00	21.821,50	24.883,20	28.062,40	31.682,80	35.087,00	38.189,80
Promena / Yearly change	21,60%	15,50%	10,70%	10,90%	9,30%	9,90%	10,80%	11,00%	10,50%	11,30%	11,20%	10,90%
Vrednost izvoza (Jan-...) / Export	1.143,30	2.367,50	3.821,00	5.126,40	6.535,00	8.033,00	9.442,10	10.730,30	12.122,00	13.603,20	15.054,60	16.271,40
Promena / Yearly change	21,60%	13,80%	8,70%	7,50%	7,10%	7,60%	8,50%	8,50%	7,74%	8,30%	8,60%	8,10%
Vrednost uvoza (Jan-...) / Import	1.479,70	3.116,40	5.064,60	6.824,00	8.608,60	10.527,00	12.379,40	14.152,90	15.940,40	18.079,60	20.032,40	21.918,40
Promena / Yearly change	21,60%	16,80%	12,30%	13,50%	11,10%	11,70%	12,70%	13,00%	12,80%	13,70%	13,00%	13,00%
Deficit (jan-...)	336,40	748,90	1.243,60	1.697,60	2.073,60	2.494,00	2.937,30	3.422,60	3.818,40	4.476,40	4.977,70	5.647,00
Promena / Yearly change	21,80%	27,70%	25,40%	36,20%	26,20%	28,50%	28,50%	30,00%	32,50%	33,90%	30,70%	30,00%
Pokrivенost uvoza izvozom (Export/Import ratio)	77,30%	76,00%	75,40%	75,10%	75,90%	76,30%	76,20%	75,80%	76,0%	75,3%	75,2%	74,3%
Datum objavljivanja / Published date	12.03.18	30.03.18	30.04.18	31.05.18	29.06.18	31.07.18	31.08.18	28.09.18	31.10.18	30.11.18	28.12.18	31.01.19



BUDŽETSKI DEFICIT / Budget balance

* u rsd mln

Budžetski deficit u 2017.	33.913,94
January 2018	22.115,64
February 2018	-3.577,50
March 2018	-12.067,45
April 2018	91,30
May 2018	2.227,41
June 2018	22.132,51
July 2018	18.194,79
August 2018	-12.304,60
September 2018	12.459,90
October 2018	11.845,70
November 2018	6.245,88
December 2018	
Budžetski deficit u 2018. / Total 2018	67.363,58
Planirani deficit u 2018. / Planned	-28.400,00
Ostvarenje plana / Realisation	
Datum ažuriranja / Published date	25.01.19

